
THE **ROYAL**
WOOD SHOP

2026
Price List

Design & Decorate with
Architectural Trim,
Mouldings & Doors

18237 Woodbine Ave.
Sharon, Ontario L0G 1V0



905-727-1387

www.royalwoodshop.com















Prices subject to change without notice June 2026.








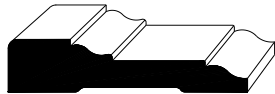

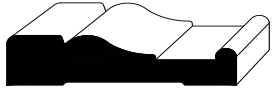



Mon. - Fri. 7 am - 5:30 pm
Sat. 9 am - 4 pm

	Code & Dimension	Poplar	Primed FJ Poplar	Primed Mdf	Primed Pine FJ	White Pine	Red Oak	White Oak	Hard Maple	Flex Mould
	BAS-405 5/8 X 4-1/4	3.11	3.07							
	BAS-5M7 11/16 X 5-1/4	3.39	3.79 16'	1.25 16' 5/8 x 5-1/2	2.29 16' 9/16 thick	4.29	4.73	10.25	8.59	stock
	BAS-7A7 11/16 X 7-1/4	4.39	4.79 16'	1.59 16'	2.69 16'	6.46				stock
	BAS-932 x 9-1/4	5.75			2.97					
	BAS-5CN 5/8 X 5-1/4	Quick Ship	3.79 16'	1.39 16'						stock
	BAS-732 11/16 X 7-1/4	4.69	4.79 16'	2.09 16'						stock
	BAS-3F0 1/2 X 3-1/2				1.69 10'					
	BAS-7K3 11/16 X 7-1/4	4.64								
	BAS-5AR 5-1/4		3.79 16'	1.49 16'						
	BAS-7T2 7-1/4	Quick Ship	4.79 16'	1.97 16'						
	BAS-508 5/8 X 5-1/4	3.39								
	BAS-301 5/16 X 3-1/4	1.69								
	BAS-5Y0 11/16 X 5-1/4		3.97 16'	1.69 16'						
	BAS-7K2 11/16 X 7-1/4	4.67QS	5.09 16'	2.19 16'						
	BAS-412 5/8 X 4-1/4	3.11	3.07 16'							
	BAS-509 5/8 X 5-1/4	3.63	3.79 16'	1.42 14'		5.22				stock
	BAS-701 11/16 X 7-1/4	4.59	4.79 16'	2.09 14'						







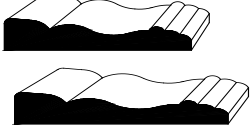


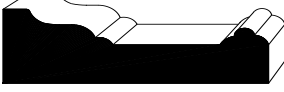
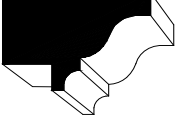
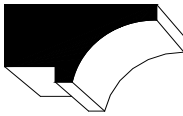
Grey highlighted items = Inquire about availability

	Code & Dimension	Poplar	Primed FJ Poplar	Primed Mdf	Primed Pine FJ	White Pine	Red Oak	White Oak	Hard Maple	Flex Mould
	BAS-300 5/16 x 3-1/4	1.99								
	BAS-7706 1/2 X 4-1/8			0.98 14'						
	BAS-3518 7/16 X 5-1/4				2.39 16'					
	BAS-400 5/8 X 4-1/4	3.39	3.07 16'			4.36	3.85		6.25	stock
	BAS-503 5/8 X 5-1/4 5/8 x 5-9/16 Mdf	3.52	3.79 16'	1.39 14'		5.28	Quick Ship			stock
	BAS-704 11/16 X 7-1/4 1/2 x 7-1/4 Mdf	4.59	4.79 16'	1.75 14'						stock
	BAS-803 3/4 X 8-1/2	5.29								
	BAS-5C9 5/8 X 5-1/4	3.44								
	BAS-7A1 11/16 X 7-1/4	4.69								
	BAS-773 13/16 X 7-1/4	4.69								
	BAS-8263 5/8 X 6-1/2			2.19 14'						
	BAS-702 11/16 X 7-1/4	5.09								
	BAS-5929 1/2 X 5"			1.47 14'						




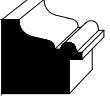



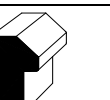




Grey highlighted items = Inquire about availability

	Code & Dimension	Poplar	Primed FJ Poplar	Primed Mdf	Primed Pine FJ	White Pine	Red Oak	White Oak	Hard Maple	Flex Mould
	CAS-2M4 3/4 X 2-3/4	2.09	2.36 16'	1.05 14'						
	CAS-302 3/4 X 3-1/4, 3-1/2	2.19	2.35 16'	0.95 14' & 8'	1.59 16'	3.25	2.98	7.82		
	CAS-2T58 3/4 X 2-3/4		2.39 16'	0.99 14'						
	CAS-3T2 3/4 X 3-1/2	2.48	2.86 16'	0.99 16'						
	CAS-3RU 1-1/16 X 3-1/2		2.59 16'	1.69						
	CAS-4RU 1-1/16 x 4-1/4		coming soon							
	CAS-1693 1-1/8 X 3-1/4			1.39 15'	1.97 15'					
	CAS-213 3/4 X 2-1/4	1.79								
	CAS-219 3/4 X 2-3/4		2.29 16'							
	CAS-300 3/4 X 3-1/4, 3-1/2	2.43	2.49 16'	1.09 14'						
	CAS-206 3/4 X 2-1/2	1.97				3.01				
	CAS-255 3/4 X 2-3/4	2.10	2.29 16'			3.31	2.49			
	CAS-314 3/4 X 3-1/4, 3-1/2	2.29	2.54 16'	0.99 14'		3.27	2.84			
	CAS-2F2 3/4 X 2-3/4	2.09								
	CAS-3J8 3/4 X 3-1/4	2.29								
	CAS-305 3/4 X 3-1/4	2.35								
	CAS-400 3/4 X 4"	2.79								
	CAS-318 3/4 X 3-1/2	2.53								
	CAS-3X8 3/4 X 3-1/2	2.48								


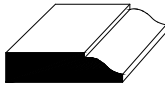






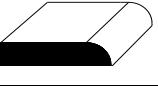
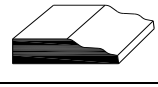


Grey highlighted items = Inquire about availability

	Code & Dimension	Poplar	Primed FJ Poplar	Primed Mdf	Primed Pine FJ	White Pine	Red Oak	White Oak	Hard Maple	Flex Mould
	CAS-3909 5/8 X 3-1/2			1.03 16'						
	CAS-3F5 3/4 X 3-1/2	2.47								
	CAS-2U4 3/4 X 2-3/4		2.33 16'	1.05 16'						
	CAS-3V6 3/4 X 3-1/2	2.48QS	2.27 16'	1.15 16'						
	CAS-214 3/4 X 2-1/2	1.97								
	CAS-4642 FJ 1-1/16 X 3"			1.19 16'	1.49 15'					
	CAS-7705 5/8 X 2-3/4				0.89					
	CAS-0715 11/16 X 3-1/8				1.69 14'					
	CAS-2X5 3/4 x 2-3/4		2.29 16'							
	CAS-3EW 3/4 x 3-1/2	2.48QS	2.79 16'	0.95 16'						
	ARC-612 1-1/2 X 6-1/2			5.29 8'						
 Architrave	ARC-401 1-3/4 X 4-3/4	8.87								
 Header Cap 3/4 Offset	CAP-200 1-5/8 X 2-1/4	4.33								
 Header Cap 3/4 Offset	CAP-222 1-1/4 X 2-1/4	4.29								

























Grey highlighted items = Inquire about availability

	Code & Dimension	Poplar	Primed FJ Poplar	Primed Mdf	Primed Pine FJ	White Pine	Red Oak	White Oak	Hard Maple	Flex Mould
	BAC-1L0 1-5/16 X 1-5/16		2.17 16'							
	BAC-5143 1-5/16 X 1-5/16		2.17 16'							
	BAC-174 1-5/8 X 1-5/8	3.39								
	BAC-102 3/4 X 1-1/4	1.16	1.16 16'				1.79			stock
	BAC-121 13/16 X 1-9/16	1.49	1.49 16'							stock
	BAC-154 3/4 X 1-1/4	1.16	1.21 16'	0.84 8'		1.73				stock
	BAC-1D2 13/16 X 1-3/8		1.49 16'							
	BAC-1E5 13/16 X 1-1/4		1.19 16'							
	CAP-104 1-1/8 X 1-3/8	2.04								
	RAB-002 3/4 x 3/4 1/4" Notch	0.95								
	BAC-4697 1-9/32 X 21/32				1.76 15'					








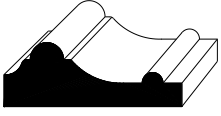

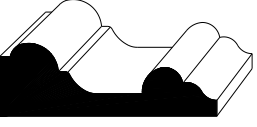


Grey highlighted items = Inquire about availability

	Code & Dimension	Poplar	Primed FJ Poplar	Primed Mdf	Primed Pine FJ	White Pine	Red Oak	White Oak	Hard Maple	Flex Mould
	STO-100 5/16 X 1-1/4	0.83	0.89 16'			1.02	0.79		1.25	stock
	STO-101 5/16 X 1-5/8	0.89	1.25 16'				0.97			
	STO-102 1/2 X 1-1/2	1.33	1.39 16'			1.77			3.05	stock
	STO-200 1/2 X 2"	1.59								stock
 	STO-1M6 3/8 x 1-3/8				0.49 3/8x1-3/8 16'					stock
	STO-174 1/2 X 1-1/2	1.19	1.35 16'			1.72	2.86	3.08		stock
	STO-205 1/2 X 2"	1.57								
	STO-139 5/16 X 1-1/4	0.82	0.89 16'			0.90				stock
	STO-1K5 1/2 X 1-1/2		1.32 16'							
	STO-196 3/8 X 1" 3/8 x 1-3/16			0.39 14'	.79 10'					
	STO-198D 3/8 X 1-3/8"		1.19 16'							
	STO-AL730 7/16 X 1-3/16				0.65 14'					stock
	STO-111 5/16 X 1-1/4	0.87								
	STO-181 3/8 X 1-3/8			0.69 12'						
 	JAM-402 3/4 X 4-5/8	2.97	3.59 16'		see d4s pg.19					
	JAM-600 3/4 X 6-5/8	4.27	4.97 16'		2.35 98"					
	D4S Jamb 3/4 X 4-9/16 D4s				1.87 16'					



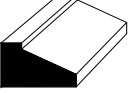











Grey highlighted items = Inquire about availability

	Code & Dimension	Poplar	Primed FJ Poplar	Primed Mdf	Primed Pine FJ	White Pine	Red Oak	White Oak	Hard Maple	Flex Mould
 1/2" Offset Panel Mould	PAN-142	1.47								
 1/4" Offset Panel mould	PAN-001 1/2 X 7/8	0.89					0.88			
 1/2" Offset	PAN-101 13/16 X 1-3/8	0.99					2.31			
 3/4" Offset	PAN-103 3/4 X 1-7/8	1.79								
 SHI-002 1/2 X 3/4	0.80				0.89		0.77			STOCK
 SHI-102 3/4 X 1-1/4	1.28	1.95 16'					2.25			STOCK
 SHI-101 3/4 X 1-5/8	1.49									
 SHI-203 1-1/4 X 2-1/4	3.39					3.87				
 DEC-1A5G 5/8 X 1-5/8	1.39									
 SHI-156 3/4 X 1-5/8			1.88 16'							
 SHI-234 1-5/16 X 2-1/2	3.79									
 BUR-101 5/16 X 1-1/4	0.89									
 BUR-105 5/16 X 1-1/4	0.89						0.97			
 BUR-106 5/16 X 1-5/8	1.02									
 COV-001 1/2 X 1/2	0.65					0.83	0.65		0.88	STOCK
 COV-003 3/4 X 3/4	0.85	.59 PVC	Cedar 3.06		1.09	1.14	0.97	1.65	1.19	STOCK
 COV-103 1-1/16 X 1-1/16	1.39					2.07				
 QUA-001 1/4 X 1/4	0.99									
 QUA-006 1/2 X 1/2	0.66					0.69	0.59			stock
 QUA-009 3/4 X 3/4	0.85					1.10	0.89	1.39		stock
 QUA-004 11/16 X 11/16					0.47					
 QUA-102 1" X 1"	1.57									
 SHO-001 1/2 X 3/4	0.97						Quick Ship			




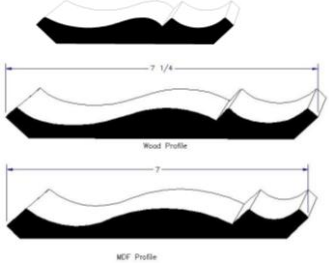








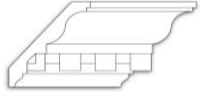
Grey highlighted items = Inquire about availability

	Code & Dimension	Poplar	Primed FJ Poplar	Primed Mdf	Primed Pine FJ	White Pine	Red Oak	White Oak	Hard Maple	Flex Mould
	SIL-248 1-1/4 X 2-1/4	3.49								
	SIL-203 3/4 X 2-1/2 SIL-502 3/4 X 5-1/2 SIL-702 3/4 X 7-1/4 SIL-103 1-1/4 X 1-3/4	2.49 5.49 6.26								
	SIL-202 1-1/4 X 2-1/2 SIL-503 1-1/4 X 5-1/2	3.49 7.29								
	SIL-219 1-1/4 X 2-1/2	3.49								
 NEW	CHA-05689 5/8 X 1-3/4			.89 14'						
	CHA-110 5/8 X 1-5/8	1.47QS	1.59 16'							STOCK
	CHA-106 1/2 X 1-3/8 CHA-202 3/4 X 2-1/8	1.19 1.79								
	CHA-209 3/4 X 2-1/4	1.96								
	CHA-204 13/16 X 2-1/2	2.11					2.38			
	CHA-308 1-1/16 X 3-1/2	3.54								
	CHA-334 7/8 X 3-1/8	2.89								







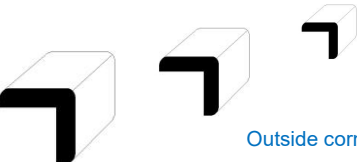





Grey highlighted items = Inquire about availability

	Code & Dimension	Poplar	Primed FJ Poplar	Primed Mdf	Primed Pine FJ	White Pine	Red Oak	White Oak	Hard Maple	Flex Mould
	DEC-065 1/2 X 7/8	0.99								
	DEC-066 7/16 X 11/16	0.81								
 NEW	DEC-016 1/2 x 3/4		0.97 16'							
	DEC-006 7/16 X 3/4	0.82								
	DEC-007 1/2 X 7/8	0.87					1.40			
	DEC-103 7/16 X 1-1/16	0.99					quick ship			
	PRO-104 7/16 X 1-1/4	1.04					Quick Ship			
	BAS-100 3/4 X 1-1/2	1.35								STOCK
 	DEC-005 3/8 X 3/4 DEC-102 5/8 X 1-1/4 DEC-105 3/4 X 1-5/8	0.78 1.19 1.47					0.77		0.96	
	BEA-001 3/8 X 3/4	1.06								
	BEA-100 1/2 X 1"	1.11								
	BEA-116 1/2 X 1-1/2	1.52								

Grey highlighted items = Inquire about availability


	Code & Dimension	Poplar	Primed FJ Poplar	Primed Mdf	Primed Pine FJ	White Pine	Red Oak	White Oak	Hard Maple	Flex Mould
	CRO-739 7/8 X 6-3/4			2.79 16'						
	CRO-623 13/16 X 6-1/2	4.24								
 <p>7 1/4</p> <p>Wood Profile</p> <p>7</p> <p>MEF Profile</p>	CRO-202 11/16 X 2-1/4	1.97								
	CRO-302 3/4 X 3-1/4	2.39							4.66	
	CRO-400 11/16 X 4-1/4	3.16	3.12 16'	1.19 14'		4.17	3.92		6.03	
	CRO-500 3/4 X 5-1/4	3.79	3.85 16'	1.59 14'					7.29	
	CRO-702 3/4 X 7-1/4	4.79	4.97 16'	2.59 14'						
	11/16 x 7" Mdf									
	CRO-300 3/4 X 3-1/2	2.57								
	CRO-501 3/4 X 5-1/4	3.59	3.85 16'							
	CRO-41 1" X 6-3/8			5.19 16'						
	CRO-402 13/16 X 4-15/16	3.49								
	BED-001 3/8 X 3/8	0.85					0.97			
	BED-100 11/16 X 1-1/2	1.61								
	BED-201 3/4 X 2-1/2	2.34								
	CRO-511 13/16 X 5-1/4	3.59								
	COV-221 11/16 X 2-1/4	1.97								
	COV-314 3/4 x 3-1/2	2.57						Walnut 11.11		
	COV-509 11/16 X 5-1/4	Quick Ship	3.89 16'							
	COV-401 1" X 4-1/4	4.19						9.25		
	COV-514 1-3/16 x 5-1/4			3.79 16'						
 Dentil inserted	CRO-om707 7/8 x 5-1/2	24.18								

Grey highlighted items = Inquire about availability

	Code & Dimension	Poplar	Primed FJ Poplar	Primed Mdf	Primed Pine FJ	White Pine	Red Oak	White Oak	Hard Maple	Flex Mould
	HAL-005 1/4 X 1/2 HAL-001 3/8 X 3/4 HAL-100 1/2 X 1" HAL-102 13/16 X 1-5/8	0.73 0.78 1.11 1.68						1.65		
 <p>Brick Mould</p>	BRI-1535/531 1-1/4 X 2"				3.79	4.25 PVC				
 <p>Glass Stop</p>	STO-193 1/2 x 15/16	0.95								
 <p>Cap Mould 9/16" Offset</p>	CAP-104 1-1/16 X 1-3/8	2.04								
 <p>Cap mould</p>	CAP-100 13/16 X 1-1/8	1.29								
 <p>Outside corner</p>	OUT-001 3/4 X 3/4 OUT-007 1" X 1" OUT-105 1-1/4 X 1-1/4	0.99 1.36 2.25				2.29	1.09 2.25			
 <p>Large outside corner 1/2" square edge</p>	OUT-116 1-1/2 X 1-1/2	3.35								
	RED-114 1/2 X 1-7/16						2.25			
	RED-119 1/2 x 1-13/16						2.89			
	RED-202 3/4 X 2-1/4						4.25			
	RED-122 11/16 X 1-7/8						2.89			

Grey highlighted items = Inquire about availability

**Interior Doors
Solid Panel Primed**



1-Panel Shaker 8401

Stile & Rail Dowel Construction

Solid Engineered Core

1/2" thick Flat Panel


Bevel on both sides

Bi-Folds also available

Applied beading available

Pre-hanging available

	Door Price	Pre-Hung
16 x 80 x 1-3/8	\$ 139.00	
18 x 80 x 1-3/8	\$ 139.00	\$ 299.00
20 x 80 x 1-3/8	\$ 139.00	
22 x 80 x 1-3/8	\$ 139.00	
24 x 80 x 1-3/8	\$ 139.00	\$ 299.00
26 x 80 x 1-3/8	\$ 139.00	\$ 299.00
28 x 80 x 1-3/8	\$ 139.00	\$ 299.00
30 x 80 x 1-3/8	\$ 139.00	\$ 299.00
32 x 80 x 1-3/8	\$ 139.00	\$ 299.00
34 x 80 x 1-3/8	\$ 139.00	\$ 299.00
36 x 80 x 1-3/8	\$ 139.00	\$ 299.00
38 x 80 x 1-3/8	<i>Quick Ship</i>	
24 - 32 X 84 X 1-3/4	\$ 209.00	<i>inquire</i>
24 - 32 X 96 X 1-3/4	\$ 229.00	<i>inquire</i>



2-Panel Shaker 8402

Stile & Rail Dowel Construction

Solid Engineered Core

1/2" thick Flat Panel


Bevel on both sides

Bi-Folds also available

Applied beading available

Pre-hanging available

16 x 80 x 1-3/8	\$ 145.00	
18 x 80 x 1-3/8	\$ 145.00	\$ 299.00
20 x 80 x 1-3/8	\$ 145.00	
22 x 80 x 1-3/8	\$ 145.00	
24 x 80 x 1-3/8	\$ 145.00	\$ 299.00
26 x 80 x 1-3/8	\$ 145.00	\$ 299.00
28 x 80 x 1-3/8	\$ 145.00	\$ 299.00
30 x 80 x 1-3/8	\$ 145.00	\$ 299.00
32 x 80 x 1-3/8	\$ 145.00	\$ 299.00
34 x 80 x 1-3/8	\$ 145.00	\$ 299.00
36 x 80 x 1-3/8	\$ 145.00	\$ 299.00
24-32 X 84 X 1-3/4	\$ 219.00	<i>inquire</i>
24-32 X 96 X 1-3/4	\$ 239.00	<i>inquire</i>



3-Panel Shaker 8433

Stile & Rail Dowel Construction

Solid Engineered Core

1/2" thick Flat Panel

Bevel on both sides

Bi-Folds also available

Applied beading available

Pre-hanging available

16 x 80 x 1-3/8	<i>Quick Ship</i>	
18 x 80 x 1-3/8	\$ 145.00	
20 x 80 x 1-3/8	<i>Quick Ship</i>	
22 x 80 x 1-3/8	<i>Quick Ship</i>	
24 x 80 x 1-3/8	\$ 145.00	
26 x 80 x 1-3/8	\$ 145.00	
28 x 80 x 1-3/8	\$ 145.00	
30 x 80 x 1-3/8	\$ 145.00	
32 x 80 x 1-3/8	\$ 145.00	
34 x 80 x 1-3/8	\$ 145.00	
36 x 80 x 1-3/8	\$ 145.00	

Looking for Taller Doors?

Call or e-mail




Solid Panel Doors ON PROMO



1-Panel Bevel 1801
 Stile & Rail Construction
 Solid Engineered Core
 1/2" Thick Flat Panel
 Bevelled 2 Sides
 Pre-Hanging Available

	Sale Price
16 x 80 x 1-3/8	\$129.00
18 x 80 x 1-3/8	\$129.00
20 x 80 x 1-3/8	\$129.00
22 x 80 x 1-3/8	\$129.00
24 x 80 x 1-3/8	\$129.00
26 x 80 x 1-3/8	\$129.00
28 x 80 x 1-3/8	\$129.00
30 x 80 x 1-3/8	\$129.00
32 x 80 x 1-3/8	\$129.00
34 x 80 x 1-3/8	\$129.00
36 x 80 x 1-3/8	\$129.00



2 Panel Bevel 1802
 Solid Stile & Rail, 1/2" thick panel B2S



16 x 80 x 1-3/8	\$139.00
18 x 80 x 1-3/8	\$139.00
20 x 80 x 1-3/8	\$139.00
22 x 80 x 1-3/8	\$139.00
24 x 80 x 1-3/8	\$139.00
26 x 80 x 1-3/8	\$139.00
28 x 80 x 1-3/8	\$139.00
30 x 80 x 1-3/8	\$139.00
32 x 80 x 1-3/8	\$139.00
34 x 80 x 1-3/8	\$139.00
36 x 80 x 1-3/8	\$139.00



1-Lite Ovlo 1501
Diffused Glass
 1/4" DWL OVLO Sticking
 Engineered Style & Rail Dowel Construction

DR-1501

24 x 80 x 1-3/8	\$215.00
26 x 80 x 1-3/8	\$215.00
28 x 80 x 1-3/8	\$215.00
30 x 80 x 1-3/8	199.00 on sale
32 x 80 x 1-3/8	\$215.00
34 x 80 x 1-3/8	\$220.00
36 x 80 x 1-3/8	\$220.00


1-Lite Shaker Sticking
Clear Glass Panel
 3/16" Clear Tempered Glass
 Engineered Style & Rail Dowel Construction

DR-1LITE


24 x 80 x 1-3/8	\$199.00
26 x 80 x 1-3/8	\$199.00
28 x 80 x 1-3/8	\$199.00
30 x 80 x 1-3/8	\$199.00
32 x 80 x 1-3/8	\$199.00
34 x 80 x 1-3/8	\$229.00
36 x 80 x 1-3/8	\$229.00

Jeld-Wen Flush Hardboard Primed Doors

DR-FLUSH-



	Solid Core	Hollow Core
18 x 80 x 1-3/8		\$ 99.00
20 x 80 x 1-3/8		\$ 99.00
22 x 80 x 1-3/8		\$ 99.00
24 x 80 x 1-3/8	\$ 159.00	\$ 79.00
26 x 80 x 1-3/8	\$ 165.00	\$ 99.00
28 x 80 x 1-3/8	\$ 159.00	\$ 84.00
30 x 80 x 1-3/8	\$ 159.00	\$ 79.00
32 x 80 x 1-3/8	\$ 159.00	\$ 84.00
34 x 80 x 1-3/8		\$ 107.00
36 x 80 x 1-3/8		\$ 107.00



1-3/4" Flush Hardboard

18 x 80 x 1-3/4	\$ 179.00	
24 x 80 x 1-3/4	\$ 179.00	
26 x 80 x 1-3/4	\$ 179.00	
28 x 80 x 1-3/4	\$ 179.00	Fire Rating
20 Min B2S Solid Core Primed Pre-Hang Service Available	\$ 179.00	240.00 FR-Plate
32 x 80 x 1-3/4	\$ 179.00	240.00 FR-Plate
34 x 80 x 1-3/4	\$ 189.00	
36 x 80 x 1-3/4	\$ 189.00	
38 x 80 x 1-3/4	\$ 297.00	



84" x 1-3/4" Flush Hardboard

18 x 84 x 1-3/4	\$ 205.00	quick ship
24 x 84 x 1-3/4	\$ 209.00	quick ship
26 x 84 x 1-3/4	\$ 209.00	quick ship
28 x 84 x 1-3/4	\$ 212.00	quick ship
20 Min B2S Solid Core Primed Pre-Hang Service Available	\$ 212.00	quick ship
30 x 84 x 1-3/4	\$ 212.00	quick ship
32 x 84 x 1-3/4	\$ 212.00	quick ship
34 x 84 x 1-3/4	\$ 219.00	quick ship
36 x 84 x 1-3/4	\$ 219.00	quick ship



96" x 1-3/4" Flush Hardboard

18 x 96 x 1-3/4	\$ 247.00
24 x 96 x 1-3/4	\$ 215.00
26 x 96 x 1-3/4	\$ 247.00
20 Min B2S Solid Core Primed Pre-Hang Service Available	\$ 225.00
28 x 96 x 1-3/4	\$ 225.00
30 x 96 x 1-3/4	\$ 225.00
32 x 96 x 1-3/4	\$ 229.00
34 x 96 x 1-3/4	\$ 249.00
36 x 96 x 1-3/4	\$ 253.00



Sheet Stock

4X8 Shop Grade Ply (Maple/Birch)

1/2"	SHF-1/2PG-1V	G1S plycore	\$ 49.00
3/4"	SHF-3/4PG-1V	G1S plycore	\$ 67.00

4X8 Exterior MDF Extira

1/2"	SHF-1/2EXTIRA	Ext. MDF	\$ 119.00
3/4"	SHF-3/4EXTIRA	Ext. MDF	\$ 144.00
3/4"	SHF-3/4EXTIRA-2X16		\$ 144.00

4X8, 4X10 MDF Ranger Board

1/4"	SHF-1/4MDF	4x8	\$ 30.00
1/2"	SHF-1/2MDF	4x8	\$ 41.00
1/2"	SHF1/2MDF-10'	4x10	<i>inquire</i>
5/8"	SHF-5/8MDF	4x8	\$ 49.00
3/4"	SHF-3/4MDF	4x8	\$ 51.00
3/4"	SHF-3/4MDF-10'	4x10	\$ 79.00
1-1/4"	SHF-1-1/4MDF	4x8 NEW	\$149.00
1-1/4"	SHF-1-1/4MDF-24X96	half sht	\$85.00

4x8 Engineered Multi Ply Birch (Baltic Subst.)

1/4"	SHF-1/4BB-PV	G2S plycore	\$ 49.00
1/2"	SHF-1/2BB-PV	G2S plycore	\$ 97.00
3/4"	SHF-3/4BB-PV	G2S plycore	\$ 105.00

4x8 White Oak A1 Quarter Sawn

1/4"	SHF-1/4WO-2P	A1 PC QC	\$ 137.00
1/2"	SHF-1/2WO-2P	A1 PC QC	\$ 147.00
3/4"	SHF-3/4WO-2P	A1 PC QC	\$ 147.00

4X8 Hard White Maple

1/4"	SHF-1/4HM-1P	G1S Particle	\$ 77.00
3/4"	SHF-3/4HM-2P	G2S Particle	\$ 109.00

4X8 Red Oak Superior Grade Flat Cut

1/8"	SHF-1/8RO-1V	G1S ply core	\$ 39.00
1/4"	SHF-1/4RO-1V	G1S ply core	\$ 57.00
1/2"	SHF-1/2RO-1P	G1S PC	\$ 100.00
3/4"	SHF-3/4RO-2P	G2S PC	\$ 127.00
3/4"	SHF-3/4RO-2V	G2S PC	\$ 165.00

4x8 PVC Smooth 2S **NEW**

1/2"	SHF-1/2PVC-2S	G2S PVC	\$ 189.00
3/4"	SHF-3/4PVC-2S	G2S PVC	\$ 259.00

Flexible Polyback Veneer & Edgbanding in stock



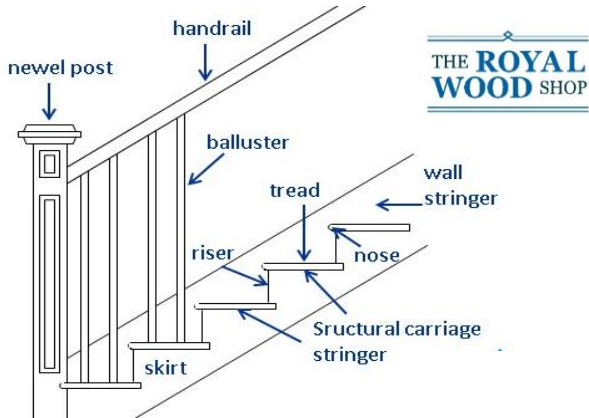
12" x 96"	White Oak 3M sticky back Peel & Stick
24" x 96"	Red Oak
48" x 96"	Rift Cut White Oak

Flat Cut Red Oak **Polyback**

Melamine shelving

12"	\$ 21.00
16"	\$ 27.00









**price subject to change without notice*























THE ROYAL WOOD SHOP













STAIR COMPONENTS

— Tread Covers —					
	36" Closed Tread Cover Oak	Red Oak	sc-tccs-ro-e-36	\$	25.00
	48" Closed Tread Cover Oak	Red Oak	sc-tccs-ro-e-48	\$	39.00
	42" Open Right Hand Tread Cover Oak	Red Oak	sc-tcos-ro-Right-e-42	\$	37.00
	48" Open Right Hand Tread Cover Oak	Red Oak	sc-tcos-ro-Right-e-48	\$	47.00
	42" Open Left Hand Tread Cover Oak	Red Oak	sc-tcos-ro-Left-e-42	\$	37.00
	48" Open Left Hand Tread Cover Oak	Red Oak	sc-tcos-ro-Left-e-48	\$	47.00
	48" Left Hand Pie Shaped Tread Cover Oak	Red Oak	sc-tcos-pie-ro-left-48	\$	97.00
	48" Right Hand Pie Shaped Tread Cover Oak	Red Oak	sc-tcos-pie-ro-right-48	\$	97.00
	60" Left hand Bullnose Tread Cover Oak	Red Oak	sc-tcos-bullnose-ro-lef	\$	127.00
	60" Right hand Bullnose Tread Cover Oak	Red Oak	sc-tcos-bullnose-ro-rig	\$	127.00
	27-1/2 x 60 x 1-3/4" Square Face on 2 long sides commonly used to make 3 pc winders	Red Oak	sc-tccustom-ro-e-60	\$	230.00

— Treads —				
	2-1/4 x 11-1/4 Laminated White Oak	White Oak	wo-2-1/4x11-1/4	54.00 / Lft
	1-1/16 x 11-1/4 x 42" Premium Stair Tread	Red Oak	SC-T42P-RO	\$ 45.00
	1-1/16" X 10-1/2 X 42" Oak Tread econo line	Red Oak	SC-T42-RO	\$ 39.00
— Risers —				
	1/2 X 7-3/4 X 43" Stair Risers	Oak, Maple Mdf	SC-RISER-	\$ 5.99
— Spindles / Balusters —				
	Plain Square Steel Spindles Satin Black pin top 44"	Satin Black	sc-mspindle-plain	\$3.99 On Sale
	Oval 1/2" x 44"	Satin Black	sc-mspindle-10-SB	\$ 11.67
	1-5/16 x 36" Tapered Spindle	Poplar	sc-ts136-sp	\$ 29.50
	1-5/16 x 39" Tapered Spindle	Poplar	sc-ts139-ap	\$ 29.50
	36" & 42" Pre-Finished Square	White Laq.	sc-ss136/142-laq	\$ 6.79
	1-5/16 x 36 & 39" Square	Poplar	sc-ss136/139-ap	\$ 6.59
	1-5/16 x 42" Square	Poplar	sc-ss142-ap	\$ 7.67
	1-5/16 x 36 & 39" Square	Oak	sc-ss136/9-ro	\$ 8.39
	1-5/16 x 36" & 39" Chamfered	Maple	sc-chm-136/139	\$ 9.99
	1-1/4 x 36" & 39" Chamfered	Primed		\$ 6.59
	1-1/4 x 42" Chamfered	primed		\$ 7.39
	1-5/16 x 36" Colonial	Oak	sc-cs136-ro	\$ 9.29
	1-5/16 x 39" Colonial	Oak	sc-cs139-ro	\$ 9.29
	Made to order replecate antique ballusters and posts avialable by special order			


— Shoes & Connectors —					
	Standard shoe	Satin Black	SC-MSHOE-CLASSIC-SI	\$	1.47
	Angled shoe	Satin Black	SC-MSHOE-ANGLED-S	\$	2.50
	Modern shoe	Satin Black	SC-MSHOE-MODERN-S	\$	2.15
	Easy instal shoe	Satin Black	SC-MSHOE-EZ-SB	\$	3.58
	Easy instal swivel shoe	Satin Black	SC-MSHOE-EZSWIVEL-S	\$	4.68
	EZ Connect Spindle Insert		SC-MCONNECT-EZCONNECT	\$	1.65
	Coil Pin Connector	steel	SC-MCONNECT-COIL	\$	0.94
	Classic Collar	Satin Black	SC-MCOLLAR-CLASSIC	\$	3.20
	Square Modern Collar	Satin Black	SC-MCOLLAR-MODERN	\$	2.97

— Newel Posts & Caps —					
	3-1/2" x 48" Plain Square Newel	Oak	SC-FN-PLAIN-312-RO	\$	79.00
		White Oak	SC-FN-PLAIN-312-WO	\$	169.00
		Maple	SC-FN-PLAIN-312-HM	\$	95.00
	2-3/4" x 48" Plain Square Newel	Oak	SC-FN-PLAIN-234-RO	\$	53.00
		Maple	SC-FN-PLAIN-234-HM	\$	69.00
	4-1/2" x 48" Plain Square Newel	Poplar	SC-FN-PLAIN-412-AP	\$	159.00
	3-1/2" x 48" Tapered Newel	Oak	SC-FN-CUE-312-RO	\$	249.00
	3-1/2" x 48" Dado Newel	Red Oak	SC-FN-DADO-312	\$	99.00
	2-3/4" x 48" Dado Newel	Red Oak	SC-FN-DADO-234	\$	67.00
	3-1/2" x 48" Shaker 1- Panel Newel	Oak	SC-FN-SHAK-312-RO	\$	129.00
		Maple	SC-FN-SHAK-312-HM	\$	149.00
	3-1/2" x 48" Chamfered Newel	Oak	SC-FN-CHAM-312-RO	\$	87.00
		Maple	SC-FN-CHAM-312-HM	\$	139.00
	3-1/2" X 48" Cove inside panel	Oak	SC-FN-COV-312-RO	\$	129.00
	3-1/2" x 48" Classic Turned	Oak	SC-FN-COL-312-RO	\$	87.00
		Maple	SC-FN-COL-312-HM	\$	105.00
	2-3/4" x 48" Classic Turned	Oak	SC-FN-COL-234-RO	\$	65.00
	5" x 52" Georgian Box Newel	Oak	SC-FN-BOX5-RO	\$	149.00

	Dado Newel Cap	White Oak	SC-DNC312-WO	Inquire
	Round Bun Newel Cap	Oak	SC-RNC-312-RO	\$ 33.00
	Simcoe Newel Cap	Oak	SC-CNC314-RO	\$ 19.99
		Maple	SC-CNC314-HM	\$ 29.00
	Newel Cap 3-1/2" Newel	Oak	SC-SNC312-RO	\$ 22.00
		Maple	SC-SNC312-HM	\$ 29.00
		White Oak	SC-SNC312-WO	\$ 37.00
		Oak	SC-SNC234-RO	\$ 19.79
	Newel Cap 4-1/2" Newel	Oak	SC-SNC412-RO	\$ 29.00
— Handrail —				
	1-11/16 x 2-1/2"	Oak	HAN-2L1-RO-R	\$ 5.49
		Maple	HAN-2L1-HM-R	\$ 12.48
		White Oak	HAN-2L1-WO-R	\$ 22.83
	1-3/4 x 3-1/4"	Red Oak	HAN-3588-RO-R	\$ 7.59
		White Oak	HAN-3588-WO-R	\$ 17.97
	1-3/4 x 2-3/4"	Oak	HAN-248-RO-R	\$ 8.63
		Poplar	HAN-248-AP-R	\$ 6.47
		Maple	HAN-248-HM-R	\$ 11.97
	1-5/16 x 2-1/2"	Poplar	HAN-200-AP-R	\$ 3.58
		Oak	HAN-200-RO-R	\$ 5.29
	1-3/4 x 3"	Oak	HAN-305F-RO-R	\$ 11.24
— Nosing —				
	1-1/16 x 3-1/2"	Maple	NOS-305-HM-R	\$ 12.44
		Oak	NOS-305-RO-R	\$ 7.25
		Maple	NOS-401-HM-R	\$ 8.67
		Oak	NOS-401-RO-R	\$ 5.84
	1-1/16 x 6-1/4"	Oak	NOS-602-RO-R	\$ 17.29
	1-1/16 x 4-1/4"	Maple	NOS-400-HM-R	\$ 8.46
		Oak	NOS-400-RO-R	\$ 5.84
	1-1/16 x 4-1/4"	White Oak	NOS-425-WO-R	\$ 9.57
	1-3/4 x 4-1/2" 1/2" or 3/4" floors	Red Oak	NOS-C134SQ-RO	\$ 9.67
			NOS-C135SQ-RO	\$ 9.67
		White Oak	NOS-C134SQ-WO	\$ 22.22
Components for HAN-248 OAK				
	Tandem Cap \$75.00	End Cap \$75.00	QTC \$75.00	Q-Turn \$75.00

THE ROYAL
WOOD SHOP

Design and Decorate with Architectural Trim, Mouldings & Doors



Architectural Trim, Mouldings and Doors

905.727.1387

- Architectural Trim
- Doors
- Plywood Veneers
- Kiln Dried Hardwoods & Softwoods
- Columns
- Dimensional Lumber
- Flexible Moulding
- Stair and Railing Components
- Specialty Door Hardware
- Custom Orders

Dimensional Flat Stock

Dressed 4 Sides Kiln Dried 6-8%



Dimension	Poplar	Primed FJ Poplar	Primed MDF	Primed Fj Pine	Clear White Pine	Red Oak	White Oak	Hard Maple	Clear Red Cedar	Walnut	PVC	FlexMould
1/4 x 3/4	0.75					0.69		0.92				
1/4 x 2-1/2	1.47				1.84	2.25		2.07				
1/4 x 3-1/2	1.67					2.12		2.68				
1/4 x 5-1/2	2.39					3.44						
5/16 x 1-5/16	0.71				1.23	0.92						
5/16 x 1-3/4	0.92					1.06						
1/2 x 1/2	0.67											
1/2 x 3/4	0.84					0.89						
1/2 x 1-1/2	1.09				2.14	2.59	3.89	3.36				
1/2 x 2"	1.39											
1/2 x 2-1/2	1.79		0.67		3.11	2.89	5.59	3.97				
1/2 x 3-1/2	2.27		0.89	1.39	4.48	5.49		4.54				
1/2 x 5-1/2	3.27		0.97		4.78	5.69		6.93				
1/2 x 7-1/4	5.85		1.97			7.25						
5/8 x 4-1/2			0.89									
3/4 x 3/4	0.89						1.65					
3/4 x 1-1/2	1.29	1.25		0.79	1.77	1.67	4.36	2.19				
3/4 x 2-1/2	1.67	1.97	0.89	1.39	2.45	2.29	6.86	3.59		8.05		
3/4 x 3-1/2	2.19	2.39	0.95	1.39	1.69	3.16	7.25	4.95	6.97	12.47	3.69	stock
3/4 x 4-5/8	2.79			1.67	3.83	3.96	9.67	6.44				
3/4 x 5-1/2	3.39	3.64	1.79	2.19	2.49	4.67	8.87	7.59	14.67	20.49	5.59	stock
3/4 x 7-1/4	4.49	4.59	2.59	2.99	3.39	6.29	11.91	9.92	17.95	29.76	7.49	stock
3/4 x 9-1/4	5.49			3.97	3.97	9.97		14.97			8.79	
3/4 x 11-1/4	7.08			4.67	5.20	8.97						
7/8 x 9-1/4			Air Dried Knotty Shed Pine 1.79									
1" x 2"	3.60 Soft Maple											
1-1/4 x 2-1/2	3.36											
1-1/4 x 3-1/2	4.46										4.65	
1-1/4 x 5-1/2	7.53											
1-1/4 x 7-1/4	8.59											
1-5/8 x 1-5/8	2.76				inquire	5.19						
1-5/8 x 2-1/2	4.25					7.59		9.70				
1-5/8 x 3-1/2	6.19				3.95	10.54		12.98	9.87			
1-5/8 x 5-1/2	9.15				6.67	16.43		17.32	27.98			
1-5/8 x 7-1/4	11.13				7.97	16.14						
1-5/8 x 9-1/4	14.95				10.38	27.42						
1-5/8 x 11-1/4	17.95					29.97						
2-1/4 x 11-1/4	new						54.00					
Grey highlighted qs = Available by Quick Ship 2-5 business days												