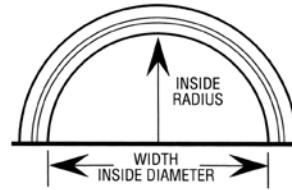



Curved Moulding Order Form

HALF-CIRCLE

Profile	Material	Qty.	Radius	Reveal
_____	_____	_____	_____	_____
_____	_____	_____	_____	_____
_____	_____	_____	_____	_____
_____	_____	_____	_____	_____
_____	_____	_____	_____	_____
_____	_____	_____	_____	_____



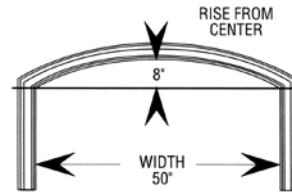
Phone: 800.816.8703 Fax: 905.727.1050
 **The Royal Wood Shop Ltd.**

Date _____

P.O. # _____

PARTIAL ARC

Profile	Material	Qty.	Height	Width	Reveal
_____	_____	_____	_____	_____	_____
_____	_____	_____	_____	_____	_____
_____	_____	_____	_____	_____	_____
_____	_____	_____	_____	_____	_____
_____	_____	_____	_____	_____	_____
_____	_____	_____	_____	_____	_____



Purchasing Agent _____


Ordered By _____

Company _____

Address _____

ELLIPTICAL

Profile	Material	Qty.	Temp #	Reveal
_____	_____	_____	_____	_____
_____	_____	_____	_____	_____
_____	_____	_____	_____	_____
_____	_____	_____	_____	_____
_____	_____	_____	_____	_____
_____	_____	_____	_____	_____



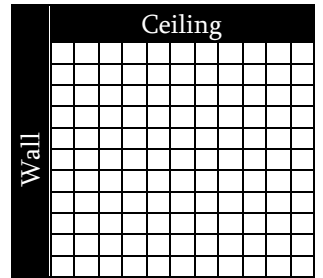
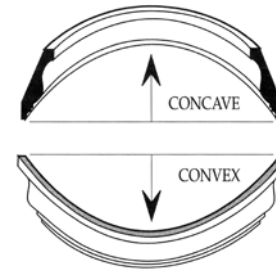
City/Prov./Postal _____

Telephone # _____

Fax # _____

CROWN

Profile	Material	Qty.	Length	Radius	(circle one)
_____	_____	_____	_____	_____	Convex / Concave
_____	_____	_____	_____	_____	Convex / Concave
_____	_____	_____	_____	_____	Convex / Concave
_____	_____	_____	_____	_____	Convex / Concave
_____	_____	_____	_____	_____	Convex / Concave
_____	_____	_____	_____	_____	Convex / Concave



Draw crown as it will be installed

Please ensure all of the required information is filled in, including: Radius of the wall, Convex/Concave, and a profile drawing to show how the crown mould is going to be installed.

Handling charges will apply for curves requiring templates.